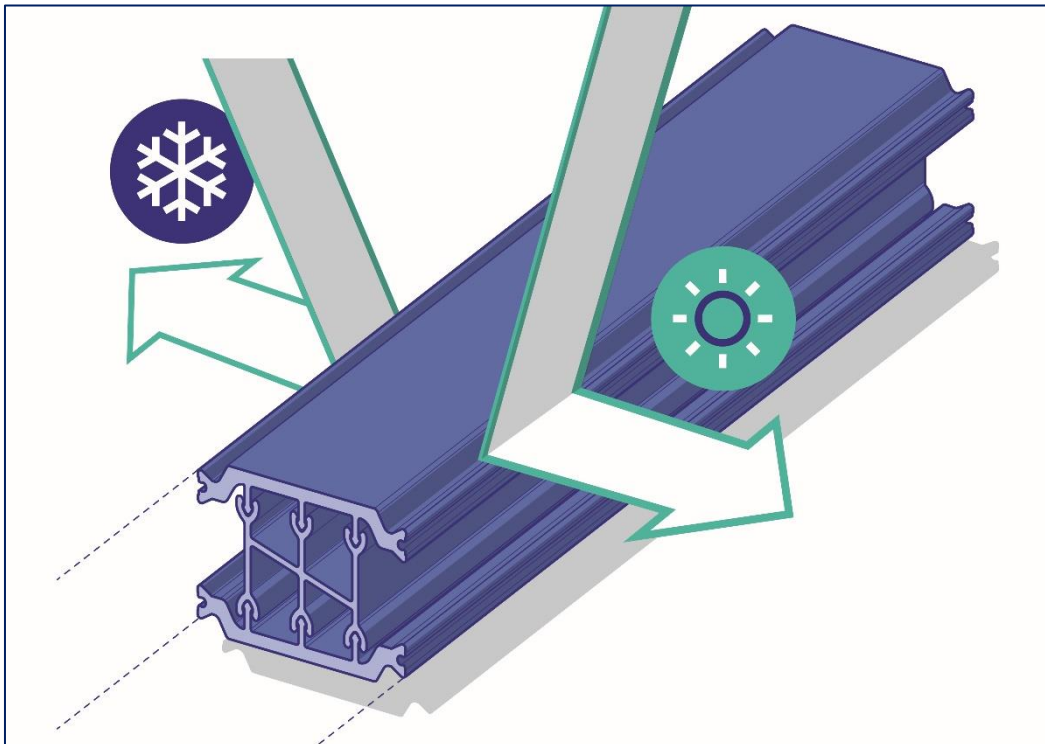


**TECHNOFORM**

Technoform Bautech  
Kunststoffprodukte  
GmbH

## Insulating Profiles

## Insulating Bars Made of PBT GF30



**Basis:**

DIN EN ISO 14025  
EN15804

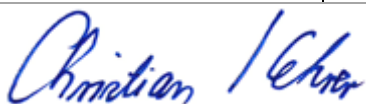

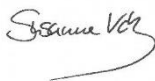
Company EPD  
Environmental  
Product Declaration

Publication date:  
03.04.2023

Next revision:  
03.04.2028



[www.ift-rosenheim.de/  
published EPDs](http://www.ift-rosenheim.de/published-EPDs)

<b>Programme operator</b>	ift Rosenheim GmbH Theodor-Gietl-Straße 7-9 D-83026 Rosenheim		
<b>Practitioner of the LCA</b>	ift Rosenheim GmbH Theodor-Gietl-Straße 7-9 D-83026 Rosenheim		
<b>Declaration holder</b>	Technoform Bautech Kunststoffprodukte GmbH Hannoversche Straße 2 34134 Kassel, Germany		
<b>Declaration code</b>	EPD-TIP-GB-20.0		
<b>Designation of declared product</b>	Insulating bars made of PBT GF30		
<b>Scope</b>	Thermal break of aluminium window, door and facade systems		
<b>Basis</b>	This EPD was prepared on the basis of EN ISO 14025:2011 and DIN EN 15804:2012+A2:2019. In addition, the "Allgemeiner Leitfaden zur Erstellung von Typ III Umweltproduktdeklarationen" (Guidance on preparing Type III Environmental Product Declarations) applies. The Declaration is based on the PCR Document "PCR Part A" PCR-A-0.3:2018 and "Semifinished products" PCR-HZ-2.2:2018.		
<b>Validity</b>	Publication date: 03.04.2023	Last revision: 03.04.2023	Next revision: 03.04.2028
	This verified Company Environmental Product Declaration (company EPD) applies solely to the specified products and is valid for a period of five years from the date of publication in accordance with DIN EN 15804.		
<b>LCA basis</b>	The LCA was prepared in accordance with DIN EN ISO 14040 and DIN EN ISO 14044. The base data include both the data collected at the production site of Technoform Bautech Kunststoffprodukte GmbH and the generic data derived from the "GaBi 10" database. LCA calculations were carried out for the relevant "cradle to gate" life cycle including all upstream chains (e.g. raw material extraction, etc.).		
<b>Notes</b>	The "Conditions and Guidance on the Use of ift Test Documents" apply. The declaration holder assumes full liability for the underlying data, certificates and verifications.		
			
<b>Christian Kehrer</b> Head of Certification and Surveillance Body	<b>Dr. Torsten Mielecke</b> Chairman of Expert Committee ift-EPD and PCR	<b>Susanne Volz</b> External Verifier	



**Further declaration holders**

**Technoform Insulation Solutions Kassel GmbH**  
 Korbacher Str. 173  
 34132 Kassel  
 Germany

**Technoform Bautec Italia S.p.A.**  
 Via Settembrini 80  
 20045 Lainate  
 Italy

**Technoform Bautec Iberica S.L**  
 Crtra Madrid-Coruna km 181  
 47100 Tordesillas – Valladolid  
 Spain

## 1 General product information

**Product definition** The EPD relates to the product group “Insulating bars” and applies to the product:

**1 kg of insulating bar made of PBT GF30  
 with or without finishing  
 made by Technoform Bautec Kunststoffprodukte GmbH  
 (short: Technoform)**

The functional unit is obtained by summing up:

Assessed product	Density
Insulating bars made of PBT GF30	1.53+/-0,05 kg/dm <sup>3</sup>
Insulating bars made of PBT GF30 with finishing	1.53+/-0,05 kg/dm <sup>3</sup>

Table 1: Product groups

The average unit is declared as follows:

Directly used material flows are determined using the masses produced (kg), and assigned to the declared unit. All other inputs and outputs in the production were scaled to the declared unit in their entirety since no typical functional unit was available due to the great diversity of variants. The reference period is the year 2020.

The validity of the EPD applies to insulating bars made of PBT GF30 with the following types of finishing:

- glue wire
- aluminium wire
- adhesive film
- Low-e foil
- laser marking
- sand blasting

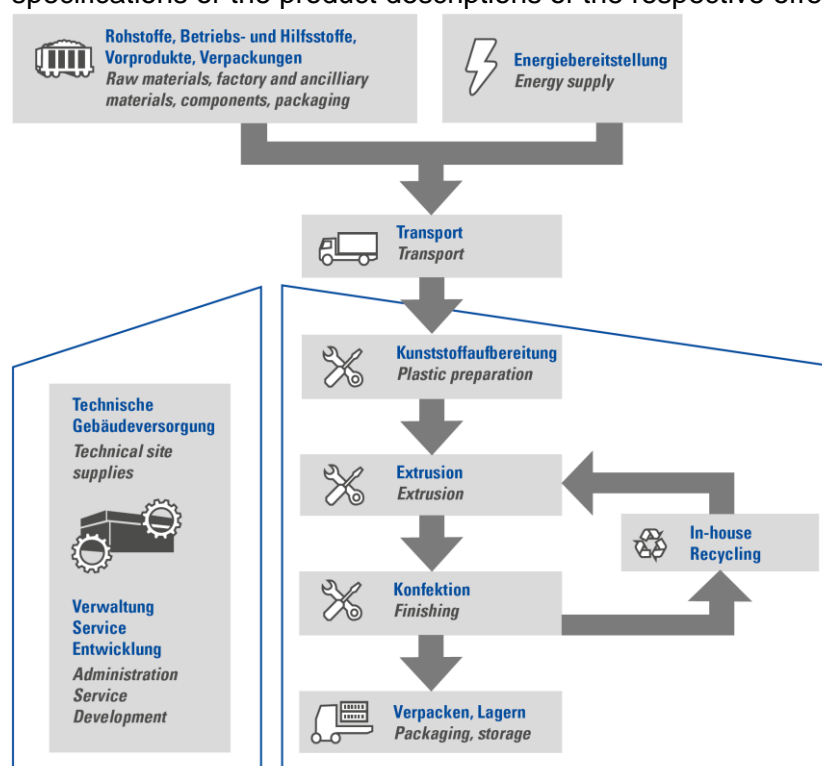
It does not apply to insulating bars with PU foam finishing.

**Product description**

Technoform's polybutylene terephthalate-based insulating profiles connect aluminum components of windows, doors and facade systems and separate them thermally. On the one hand, the profiles have the task of minimizing heat or cold losses and, on the other hand, ensuring the stability of the windows. Technoform produces slim structural and stiffening profiles in particular from glass-fiber-reinforced polybutylene terephthalate.

For a detailed product description, please refer to the manufacturer's specifications or the product descriptions of the respective offer

**Product manufacture**



**Scope**

Thermal break of aluminium window, door and facade systems

**Verifications**

The following verifications are held:

- The mechanical strength parameters of the compound set out in EN 14024 for the profile category CW / W are fulfilled
- The mechanical strength parameters of the compound as per DIBt-Guideline are fulfilled

**Management systems**

The following management systems are in place:

- quality management system to DIN EN ISO 9001:2015
- energy management system to DIN EN ISO 50001:2018
- environmental management system to DIN EN ISO 14001:2015
- occupational health and safety management system to DIN ISO 45001: 2018

**Additional information**

The company Technoform is member of "A|U|F" ("Aluminium and the environment in the window and curtain walling industry"), an initiative that promotes the sustainable disposal and recycling of dismantled aluminium building elements/profile sections, windows, doors and facades for material re-use.



## 2 Materials used

**Primary materials** The primary materials used are listed in the LCA (see Section 7).

**Declarable substances** The product contains no substances from the REACH candidate list (declaration dated march 2023).

All relevant safety data sheets are available from Technoform.

## 3 Construction process stage

**Processing recommendations, installation** Further processing/finishing of the insulating profiles is governed by the relevant operating instructions for storage, painting and rolling which are available from Technoform.

## 4 Use stage

**Emissions to the environment** There are no known emissions to indoor air, water and soil. VOC emissions may occur.

**Reference service life (RSL)** The reference service life (RSL) of the PBT GF30 insulating bars made by Technoform is not specified, because they are semifinished products.

## 5 End-of-life stage

**Possible end-of-life stages** Windows and facade parts made of aluminium, including the installed PBT GF30 insulating bars, are sent to central collection points. There the material compound is shredded and sorted, if necessary, with the main objective of the material recycling of aluminium. The plastic fractions are usually thermally recycled.

**Disposal routes** The LCA includes the average disposal routes.  
**All life cycle scenarios are detailed in the Annex.**

## 6 Life Cycle Assessment (LCA)

Environmental product declarations are based on life cycle assessments (LCAs) which use material and energy flows for the calculation and subsequent representation of environmental impacts.

Such life cycle assessments were developed as the basis for insulating bars made of PA66 GF25. They are in conformity with the requirements set out in DIN EN 15804 and the international standards DIN EN ISO 14040, DIN EN ISO 14044, ISO 21930 and EN ISO 14025.

The LCA is representative of the products presented in the Declaration and the specified reference period.

### 6.1 Definition of goal and scope

#### Goal

The goal of the LCA is to demonstrate the environmental impacts of the products. In accordance with DIN EN 15804, the environmental impacts covered by this Environmental Product Declaration are presented for the entire product life cycle in the form of basic information. No other additional environmental impacts are specified.

#### Data quality, data availability and geographical and time-related system boundaries

The specific data originate exclusively from the fiscal year 2020. They were collected on-site at the Technoform manufacturing sites in Germany, Italy and Spain, and originate in parts from company records and partly from values directly obtained by measurement. Validity of the data was checked by the ift Rosenheim.

The generic data originate from the "GaBi 10" professional and building materials databases. The last update of both databases was in 2021. Data from before this date originate also from these databases and are not more than ten years old. No other generic data were used for the calculation.

Data gaps were either filled with comparable data or conservative assumptions, or the data were cut off in compliance with the 1% rule.

The life cycle was modelled using the sustainability software tool "GaBi ts" for the development of Life Cycle Assessments.

#### Scope / system boundaries

The system boundaries refer to the supply of raw materials, manufacture/production and end-of-life stage of the PBT GF30 insulating bars.

No additional data from pre-suppliers/subcontractors were taken into consideration.

#### Cut off criteria

All company data collected, i.e. all commodities/input and raw materials used, the thermal energy and electricity consumption, were taken into consideration.



The boundaries cover only the product-relevant data. Building sections/parts of facilities that are not relevant to the manufacture of the products, were excluded.

The transport distances of the pre-products were taken into consideration as a function of 100% of the mass of products.

The criteria for the exclusion of inputs and outputs as set out in DIN EN 15804 are fulfilled. From the data analysis it can be assumed that the total of negligible processes per life cycle stage does not exceed 1% of the mass/primary energy. This way the total of negligible processes does not exceed 5% of the energy and mass input. The life cycle calculation also includes material and energy flows that account for less than 1%.

## 6.2 Inventory analysis

<b>Goal</b>	All material and energy flows are described below. The processes covered are presented as input and output parameters and refer to the declared/functional units.
<b>Life cycle stages</b>	The life cycle of the PBT GF30 insulating bars is illustrated in the Annex. Product stage (A1 – A3) and end-of-life stage (C1 – C4) and benefits and loads beyond the system boundaries (D) are considered.
<b>Benefits</b>	The below benefits have been defined as per DIN EN 15804: <ul style="list-style-type: none"> <li>• benefits from recycling</li> <li>• benefits (thermal and electrical) from incineration</li> </ul>
<b>Allocation of co-products</b>	Manufacture does not give rise to any allocations of co-products.
<b>Allocations for re-use, recycling and recovery</b> <b>Allocations beyond life cycle boundaries</b>	Only virgin material is used for the production of PBT GF30 insulating bars. An allocation beyond the life cycle boundaries was not carried out.
<b>Secondary material</b>	The use of secondary material in Module A3 by Technoform was considered. Secondary material is not used.
<b>Inputs</b>	The LCA includes the following production-relevant inputs per 1 kg of PBT GF30 insulating bar: <p><b>Energy</b></p> <p>The gas energy input is based on “EU-28: Thermal energy from natural gas”. Diesel is based on “EU-28: diesel mix”. The electricity mix is based on the “Technoform” electricity mix (see Table 2) .</p>



Electricity disclosure of energy supplier	Shares in %		
	Germany	Italy	Spain
Renewable energies*	100*	44.6**	37.8**
Natural gas	0	42.9	12.1
Black/brown coal	0	8.5	15
Other fossil resources	0	0.5	3.8
Nuclear energy	0	3.5	21.4
CHP	-	-	9.9

CO <sub>2</sub> emissions [g/kWh]	0	not specified	270
Radioactive waste [g/kWh]	0	not specified	0.00053

\*Hydropower; \*\*biogas/ -mass, waste, wind power, photovoltaics, hydropower, geothermal systems

Table 2: "Technoform" electricity mix

A portion of the process heat is used for space heating. This can, however, not be quantified, hence a "worst case" figure was taken into account for the product.

**Water**

The water consumed by the individual process steps for the production amounts to 0.15 l per kg insulating bar as process water for cooling the extrusion tools and for cleaning purposes.

The consumption of fresh water specified in Section 6.3 originates mainly from the process chain of the pre-products.

**Raw material / pre-products**

The chart below shows the share of raw materials/pre-products in %.

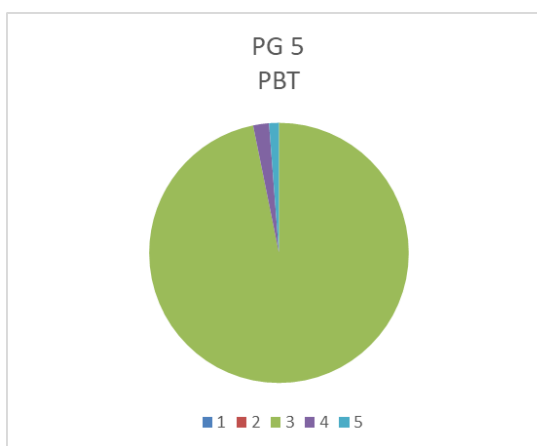


Figure 1: Percentage of individual materials per declared unit



No.	Material	Mass in %
1	Polyamide incl. share of glass fibre	-
2	Recycled polyamide 66	-
3	PBT	97
4	Additives	2
5	Other	1

Table 3: Percentage of individual materials per declared unit

**Ancillary materials and consumables**

0.65 g of ancillary materials and consumables are used.

**Product packaging**

The amounts used for product packaging are as follows:

No.	Material	Mass in kg
1	Cardboard	-
2	Wood	0,043
3	PE-tape	0,005
	<b>Total</b>	<b>0,048</b>

Table 4: Weight in kg of packaging per declared unit

**Biogenic carbon content**

The total mass of substances containing biogenic carbon is less than 5% of the total mass of the product and associated packaging. According to EN 16449, packaging produces the following amounts of biogenic carbon:

No.	Component	Content in kg C
1	In the associated packaging	0.019

Table 5: Biogenic carbon content of packaging at gate

**Outputs**

The LCA includes the following production-relevant outputs per 1 kg of PBT GF30 insulating bar:

**Waste**

Secondary raw materials were included in the benefits. See Section 6.3 Impact assessment.

**Waste water**

Manufacture produces 0.15 l waste water.

**6.3 Impact assessment****Goal**


The impact assessment covers both inputs and outputs. The impact categories applied are named below:

**Impact categories**

The models for impact assessment were applied as described in DIN EN 15804-A2.

The impact categories presented in the EPD are as follows:

- depletion of abiotic resources – minerals and metals;
- depletion of abiotic resources– fossil fuels;
- acidification;
- ozone depletion;
- climate change - total
- climate change - fossil;
- climate change - biogenic;
- climate change – land use and land use change
- eutrophication aquatic fresh water;
- eutrophication aquatic marine;
- eutrophication terrestrial;
- photochemical ozone creation;
- water use.



**Use of resources**

The models for impact assessment were applied as described in DIN EN 15804-A2.

The EPD presents the following indicators for the use of resources:

- renewable primary energy as energy resource;
- renewable primary energy for material use;
- total use of renewable primary energy;
- non-renewable primary energy as energy resource;
- renewable primary energy for material use;
- total use of non-renewable primary energy;
- use of secondary materials;
- use of renewable secondary fuels;
- use of non-renewable secondary fuels;
- net use of fresh water resources.



**Waste**

The waste generated during the production of 1 kg of PBT GF30 insulating bars is shown separately for the fractions trade wastes, special wastes and radioactive wastes. Since waste handling is modelled within the system boundaries, the amounts shown refer to the deposited wastes. A portion of the waste indicated is generated during the manufacture of the pre-products.

The models for impact assessment were applied as described in DIN EN 15804-A2.

The waste categories and indicators for output material flows presented in the EPD are as follows:

- hazardous waste disposed;
- non-hazardous waste disposed;
- radioactive waste
- components for further use;
- materials for recycling;
- materials for energy recovery;
- exported electrical energy;
- exported thermal energy.



**Additional environmental impact indicators**

The models for impact assessment were applied as described in DIN EN 15804-A2.

The additional impact categories presented in the EPD are as follows:

- particulate matter emissions
- ionising radiation, human health
- ecotoxicity (fresh water)
- human toxicity - carcinogenic effect
- human toxicity - non-carcinogenic effect
- land use related impacts / soil quality



**Uncertainty penalties**

No uncertainty penalties have been applied.



Results per 1 kg of PBT GF30 insulating bar without finishing

Unit	A1 - A3	A4	A5	B1	B2	B3	B4	B5	B6	B7	C1	C2	C3	C4	D
<b>Core indicators</b>															
<b>GWP-t</b>	kg CO <sub>2</sub> eq.	3,33	ND	ND	ND	ND	ND	ND	ND	ND	0	2,38E-03	1,60	7,25E-04	-6,71E-01
<b>GWP-f</b>	kg CO <sub>2</sub> eq.	3,37	ND	ND	ND	ND	ND	ND	ND	ND	0	2,37E-03	1,60	7,46E-04	-6,68E-01
<b>GWP-b</b>	kg CO <sub>2</sub> eq.	-4,17E-02	ND	ND	ND	ND	ND	ND	ND	ND	0	-3,26E-06	6,49E-04	-2,21E-05	-3,41E-03
<b>GWP-l</b>	kg CO <sub>2</sub> eq.	5,11E-04	ND	ND	ND	ND	ND	ND	ND	ND	0	1,32E-05	2,82E-05	1,38E-06	-7,33E-05
<b>ODP</b>	kg CFC -11 eq.	1,95E-11	ND	ND	ND	ND	ND	ND	ND	ND	0	1,41E-16	9,42E-13	1,75E-15	-4,51E-12
<b>AP</b>	mol H <sup>+</sup> eq.	8,56E-03	ND	ND	ND	ND	ND	ND	ND	ND	0	2,74E-06	2,89E-03	5,29E-06	-8,77E-04
<b>EP-fw</b>	kg P eq.	5,74E-06	ND	ND	ND	ND	ND	ND	ND	ND	0	7,05E-09	2,76E-07	1,26E-09	-9,17E-07
<b>EP-m</b>	kg N eq.	1,51E-03	ND	ND	ND	ND	ND	ND	ND	ND	0	9,62E-07	1,45E-03	1,35E-06	-2,38E-04
<b>EP-t</b>	mol N eq.	1,64E-02	ND	ND	ND	ND	ND	ND	ND	ND	0	1,13E-05	1,60E-02	1,49E-05	-2,55E-03
<b>POCP</b>	kg NMVOC eq.	6,41E-03	ND	ND	ND	ND	ND	ND	ND	ND	0	2,41E-06	3,70E-03	4,11E-06	-6,67E-04
<b>ADPF*2</b>	MJ	8,08E+01	ND	ND	ND	ND	ND	ND	ND	ND	0	3,15E-02	1,81	9,77E-03	-1,14E+01
<b>ADPE*2</b>	kg Sb eq.	5,94E-07	ND	ND	ND	ND	ND	ND	ND	ND	0	1,97E-10	2,03E-08	7,65E-11	-1,01E-07
<b>WDP*2</b>	m <sup>3</sup> world eq. deprived	1,87E-01	ND	ND	ND	ND	ND	ND	ND	ND	0	2,11E-05	2,03E-01	8,16E-05	-7,02E-02
<b>Use of resources</b>															
<b>PERE</b>	MJ	8,80	ND	ND	ND	ND	ND	ND	ND	ND	0	1,79E-03	6,24E-01	1,47E-03	-3,11
<b>PERM</b>	MJ	6,94E-01	ND	ND	ND	ND	ND	ND	ND	ND	0	0	0	0	0
<b>PERT</b>	MJ	9,50	ND	ND	ND	ND	ND	ND	ND	ND	0	1,79E-03	6,24E-01	1,47E-03	-3,11
<b>PENRE</b>	MJ	8,04E+01	ND	ND	ND	ND	ND	ND	ND	ND	0	3,16E-02	2,20	3,03E-02	-1,14E+01
<b>PENRM</b>	MJ	4,10E-01	ND	ND	ND	ND	ND	ND	ND	ND	0	0	-3,90E-01	-2,05E-02	0
<b>PENRT</b>	MJ	8,08E+01	ND	ND	ND	ND	ND	ND	ND	ND	0	3,16E-02	1,81	9,79E-03	-1,14E+01
<b>SM</b>	kg	0	ND	ND	ND	ND	ND	ND	ND	ND	0	0	0	0	0
<b>RSF</b>	MJ	0	ND	ND	ND	ND	ND	ND	ND	ND	0	0	0	0	0
<b>NRSF</b>	MJ	0	ND	ND	ND	ND	ND	ND	ND	ND	0	0	0	0	0
<b>FW</b>	m <sup>3</sup>	1,76E-02	ND	ND	ND	ND	ND	ND	ND	ND	0	2,03E-06	5,00E-03	2,48E-06	-2,97E-03
<b>Waste categories</b>															
<b>HWD</b>	kg	9,27E-09	ND	ND	ND	ND	ND	ND	ND	ND	0	1,51E-13	2,19E-10	5,03E-13	-1,54E-09
<b>NHWD</b>	kg	9,27E-02	ND	ND	ND	ND	ND	ND	ND	ND	0	4,53E-06	1,45E-01	5,00E-02	-5,73E-03
<b>RWD</b>	kg	9,39E-04	ND	ND	ND	ND	ND	ND	ND	ND	0	3,89E-08	1,68E-04	1,09E-07	-8,93E-04
<b>Output material flows</b>															
<b>CRU</b>	kg	0	ND	ND	ND	ND	ND	ND	ND	ND	0	0	0	0	0
<b>MFR</b>	kg	1,00E-03	ND	ND	ND	ND	ND	ND	ND	ND	0	0	0	0	0
<b>MER</b>	kg	0	ND	ND	ND	ND	ND	ND	ND	ND	0	0	0	0	0
<b>EEE</b>	MJ	1,37E-02	ND	ND	ND	ND	ND	ND	ND	ND	0	0	3,00E+00	0	0
<b>EET</b>	MJ	3,01E-02	ND	ND	ND	ND	ND	ND	ND	ND	0	0	5,41E+00	0	0

**Key:**

**GWP-t** – global warming potential - total    **GWP-f** – global warming potential fossil fuels    **GWP-b** – global warming potential - biogenic    **GWP-l** – global warming potential - land use and land use change    **ODP** – ozone depletion potential    **AP** - acidification potential    **EP-fw** - eutrophication potential - aquatic freshwater    **EP-m** - eutrophication potential - aquatic marine    **EP-t** - eutrophication potential - terrestrial    **POCP** - photochemical ozone formation potential    **ADPF\*2** - abiotic depletion potential – fossil resources    **ADPE\*2** - abiotic depletion potential – minerals&metals    **WDP\*2** – Water (user) deprivation potential    **PERE** - Use of renewable primary energy    **PERM** - use of renewable primary energy resources    **PERT** - total use of renewable primary energy resources    **PENRE** - use of non-renewable primary energy    **PENRM** - use of non-renewable primary energy resources    **PENRT** - total use of non-renewable primary energy resources    **SM** - use of secondary material    **RSF** - use of renewable secondary fuels    **NRSF** - use of non-renewable secondary fuels    **FW** - net use of fresh water    **HWD** - hazardous waste disposed    **NHWD** - non-hazardous waste disposed    **RWD** - radioactive waste disposed    **CRU** - components for re-use    **MFR** - materials for recycling    **MER** - materials for energy recovery    **EEE** - exported electrical energy    **EET** - exported thermal energy

Results per 1 kg of PBT GF30 insulating bar without finishing																
ift ROSENHEIM	Unit	A1 - A3	A4	A5	B1	B2	B3	B4	B5	B6	B7	C1	C2	C3	C4	D
Additional environmental impact indicators																
<b>PM</b>	Disease incidence	7,18E-08	ND	ND	ND	ND	ND	ND	ND	ND	ND	0	1,65E-11	9,32E-09	6,51E-11	-7,27E-09
<b>IRP*1</b>	kBq U235 eq.	1,11E-01	ND	ND	ND	ND	ND	ND	ND	ND	ND	0	5,71E-06	2,79E-02	1,21E-05	-1,51E-01
<b>ETP-fw*2</b>	CTUe	2,35E+01	ND	ND	ND	ND	ND	ND	ND	ND	ND	0	2,19E-02	7,21E-01	5,48E-03	-2,49E+00
<b>HTP-c*2</b>	CTUh	9,63E-10	ND	ND	ND	ND	ND	ND	ND	ND	ND	0	4,41E-13	2,92E-11	8,36E-13	-1,15E-10
<b>HTP-nc*2</b>	CTUh	5,85E-08	ND	ND	ND	ND	ND	ND	ND	ND	ND	0	2,32E-11	1,41E-09	9,25E-11	-4,40E-09
<b>SQP*2</b>	Dimensionless	1,74E+01	ND	ND	ND	ND	ND	ND	ND	ND	ND	0	1,09E-02	4,69E-01	2,03E-03	-2,02E+00

**Key:**  
**PM** – particulate matter emissions potential    **IRP\*1** – ionising radiation potential – human health    **ETP-fw\*2** - Eco-toxicity potential – freshwater    **HTP-c\*2** - Human toxicity potential – cancer effects    **HTP-nc\*2** - Human toxicity potential – non-cancer effects    **SQP\*2** – soil quality potential

**Disclaimers**

\*1 This impact category deals mainly with the eventual impact of low-dose ionising radiation on human health of the nuclear fuel cycle. It does not consider effects due to possible nuclear accidents, occupational exposure nor due to radioactive waste disposal in underground facilities. Potential ionising radiation from the soil, from radon and from some building materials is also not measured by this indicator

\*2 The results of this environmental impact indicator shall be used with care as the uncertainties on these results are high or as there is limited experience with the indicator



Results per 1 kg of PBT GF30 insulating bar with finishing

Unit	A1 - A3	A4	A5	B1	B2	B3	B4	B5	B6	B7	C1	C2	C3	C4	D
<b>Core indicators</b>															
<b>GWP-t</b>	kg CO <sub>2</sub> eq.	3,39	ND	ND	ND	ND	ND	ND	ND	ND	0	2,38E-03	1,60	7,25E-04	-6,71E-01
<b>GWP-f</b>	kg CO <sub>2</sub> eq.	3,43	ND	ND	ND	ND	ND	ND	ND	ND	0	2,37E-03	1,60	7,46E-04	-6,68E-01
<b>GWP-b</b>	kg CO <sub>2</sub> eq.	-4,22E-02	ND	ND	ND	ND	ND	ND	ND	ND	0	-3,26E-06	6,49E-04	-2,21E-05	-3,41E-03
<b>GWP-l</b>	kg CO <sub>2</sub> eq.	5,17E-04	ND	ND	ND	ND	ND	ND	ND	ND	0	1,32E-05	2,82E-05	1,38E-06	-7,33E-05
<b>ODP</b>	kg CFC -11 eq.	2,18E-11	ND	ND	ND	ND	ND	ND	ND	ND	0	1,41E-16	9,42E-13	1,75E-15	-4,51E-12
<b>AP</b>	mol H <sup>+</sup> eq.	8,69E-03	ND	ND	ND	ND	ND	ND	ND	ND	0	2,74E-06	2,89E-03	5,29E-06	-8,77E-04
<b>EP-fw</b>	kg P eq.	6,61E-06	ND	ND	ND	ND	ND	ND	ND	ND	0	7,05E-09	2,76E-07	1,26E-09	-9,17E-07
<b>EP-m</b>	kg N eq.	1,56E-03	ND	ND	ND	ND	ND	ND	ND	ND	0	9,62E-07	1,45E-03	1,35E-06	-2,38E-04
<b>EP-t</b>	mol N eq.	1,68E-02	ND	ND	ND	ND	ND	ND	ND	ND	0	1,13E-05	1,60E-02	1,49E-05	-2,55E-03
<b>POCP</b>	kg NMVOC eq.	6,55E-03	ND	ND	ND	ND	ND	ND	ND	ND	0	2,41E-06	3,70E-03	4,11E-06	-6,67E-04
<b>ADPF*2</b>	MJ	8,21E+01	ND	ND	ND	ND	ND	ND	ND	ND	0	3,15E-02	1,81	9,77E-03	-1,14E+01
<b>ADPE*2</b>	kg Sb eq.	5,98E-07	ND	ND	ND	ND	ND	ND	ND	ND	0	1,97E-10	2,03E-08	7,65E-11	-1,01E-07
<b>WDP*2</b>	m <sup>3</sup> world eq. deprived	1,93E-01	ND	ND	ND	ND	ND	ND	ND	ND	0	2,11E-05	2,03E-01	8,16E-05	-7,02E-02
<b>Use of resources</b>															
<b>PERE</b>	MJ	8,85	ND	ND	ND	ND	ND	ND	ND	ND	0	1,79E-03	6,24E-01	1,47E-03	-3,11E+00
<b>PERM</b>	MJ	6,94E-01	ND	ND	ND	ND	ND	ND	ND	ND	0	0	0	0	0
<b>PERT</b>	MJ	9,55	ND	ND	ND	ND	ND	ND	ND	ND	0	1,79E-03	6,24E-01	1,47E-03	-3,11E+00
<b>PENRE</b>	MJ	8,16E+01	ND	ND	ND	ND	ND	ND	ND	ND	0	3,16E-02	2,43E+00	4,24E-02	-1,14E+01
<b>PENRM</b>	MJ	5,12E-01	ND	ND	ND	ND	ND	ND	ND	ND	0	0	-6,19E-01	-3,26E-02	0
<b>PENRT</b>	MJ	8,21E+01	ND	ND	ND	ND	ND	ND	ND	ND	0	3,16E-02	1,81E+00	9,79E-03	-1,14E+01
<b>SM</b>	kg	0	ND	ND	ND	ND	ND	ND	ND	ND	0	0	0	0	0
<b>RSF</b>	MJ	0	ND	ND	ND	ND	ND	ND	ND	ND	0	0	0	0	0
<b>NRSF</b>	MJ	0	ND	ND	ND	ND	ND	ND	ND	ND	0	0	0	0	0
<b>FW</b>	m <sup>3</sup>	1,77E-02	ND	ND	ND	ND	ND	ND	ND	ND	0	2,03E-06	5,00E-03	2,48E-06	-2,97E-03
<b>Waste categories</b>															
<b>HWD</b>	kg	9,90E-08	ND	ND	ND	ND	ND	ND	ND	ND	0	1,51E-13	2,19E-10	5,03E-13	-1,54E-09
<b>NHWD</b>	kg	9,29E-02	ND	ND	ND	ND	ND	ND	ND	ND	0	4,53E-06	1,45E-01	5,00E-02	-5,73E-03
<b>RWD</b>	kg	9,50E-04	ND	ND	ND	ND	ND	ND	ND	ND	0	3,89E-08	1,68E-04	1,09E-07	-8,93E-04
<b>Output material flows</b>															
<b>CRU</b>	kg	0	ND	ND	ND	ND	ND	ND	ND	ND	0	0	0	0	0
<b>MFR</b>	kg	1,00E-03	ND	ND	ND	ND	ND	ND	ND	ND	0	0	0	0	0
<b>MER</b>	kg	0	ND	ND	ND	ND	ND	ND	ND	ND	0	0	0	0	0
<b>EEE</b>	MJ	1,37E-02	ND	ND	ND	ND	ND	ND	ND	ND	0	0	3,00	0	0
<b>EET</b>	MJ	3,01E-02	ND	ND	ND	ND	ND	ND	ND	ND	0	0	5,41	0	0

**Key:**

**GWP-t** – global warming potential - total    **GWP-f** – global warming potential fossil fuels    **GWP-b** – global warming potential - biogenic    **GWP-l** – global warming potential - land use and land use change    **ODP** – ozone depletion potential    **AP** - acidification potential    **EP-fw** - eutrophication potential - aquatic freshwater    **EP-m** - eutrophication potential - aquatic marine    **EP-t** - eutrophication potential - terrestrial    **POCP** - photochemical ozone formation potential    **ADPF\*2** - abiotic depletion potential – fossil resources    **ADPE\*2** - abiotic depletion potential – minerals&metals    **WDP\*2** – Water (user) deprivation potential    **PERE** - Use of renewable primary energy    **PERM** - use of renewable primary energy resources    **PERT** - total use of renewable primary energy resources    **PENRE** - use of non-renewable primary energy    **PENRM** - use of non-renewable primary energy resources    **PENRT** - total use of non-renewable primary energy resources    **SM** - use of secondary material    **RSF** - use of renewable secondary fuels    **NRSF** - use of non-renewable secondary fuels    **FW** - net use of fresh water    **HWD** - hazardous waste disposed    **NHWD** - non-hazardous waste disposed    **RWD** - radioactive waste disposed    **CRU** - components for re-use    **MFR** - materials for recycling    **MER** - materials for energy recovery    **EEE** - exported electrical energy    **EET** - exported thermal energy

Results per 1 kg of PA 6.6 GF25 insulating bar with finishing																
ift ROSENHEIM	Unit	A1 - A3	A4	A5	B1	B2	B3	B4	B5	B6	B7	C1	C2	C3	C4	D
<b>Additional environmental impact indicators</b>																
<b>PM</b>	Disease incidence	7,28E-08	ND	ND	ND	ND	ND	ND	ND	ND	ND	0	1,65E-11	9,32E-09	6,51E-11	-7,27E-09
<b>IRP*1</b>	kBq U235 eq.	1,14E-01	ND	ND	ND	ND	ND	ND	ND	ND	ND	0	5,71E-06	2,79E-02	1,21E-05	-1,51E-01
<b>ETP-fw*2</b>	CTUe	2,43E+01	ND	ND	ND	ND	ND	ND	ND	ND	ND	0	2,19E-02	7,21E-01	5,48E-03	-2,49
<b>HTP-c*2</b>	CTUh	9,77E-10	ND	ND	ND	ND	ND	ND	ND	ND	ND	0	4,41E-13	2,92E-11	8,36E-13	-1,15E-10
<b>HTP-nc*2</b>	CTUh	5,94E-08	ND	ND	ND	ND	ND	ND	ND	ND	ND	0	2,32E-11	1,41E-09	9,25E-11	-4,40E-09
<b>SQP*2</b>	Dimensionless	1,76E+01	ND	ND	ND	ND	ND	ND	ND	ND	ND	0	1,09E-02	4,69E-01	2,03E-03	-2,02
<b>Key:</b> <b>PM</b> – particulate matter emissions potential <b>IRP*1</b> – ionizing radiation potential – human health <b>ETP-fw*2</b> - Ecotoxicity potential – freshwater <b>HTP-c*2</b> - Human toxicity potential – cancer effects <b>HTP-nc*2</b> - Human toxicity potential – non-cancer effects <b>SQP*2</b> – soil quality potential																

**Disclaimers**

\*1 This impact category deals mainly with the eventual impact of low-dose ionising radiation on human health of the nuclear fuel cycle. It does not consider effects due to possible nuclear accidents, occupational exposure nor due to radioactive waste disposal in underground facilities. Potential ionising radiation from the soil, from radon and from some building materials is also not measured by this indicator

\*2 The results of this environmental impact indicator shall be used with care as the uncertainties on these results are high or as there is limited experience with the indicator





6.4 Interpretation, LCA presentation and critical review

Evaluation

The LCA results do not refer to a specific type of insulating bar but represent the average values of all types of insulating bar with the same material composition produced by Technoform.

The insulating bar types with the material composition

- PBT GF30 without finishing
- PBT GF30 with finishing (glue wire)

were considered. They differ insignificantly because the difference lies only in the finishing version of the adhesive cord used.

The environmental impacts during the manufacture of the PBT GF30 insulating bars result mainly from the use of PBT and their upstream chains. For end-of-life, the thermal recycling of the products plays a major role.

For scenario C4 only marginal consumptions arising from the physical pre-treatment and management of the disposal site are expected. Allocation to individual products is almost impossible for site disposal (landfilling).

The chart below shows the allocation of the main environmental impacts.

**The values obtained from the LCA calculation are suitable for the certification of buildings.**

Charts

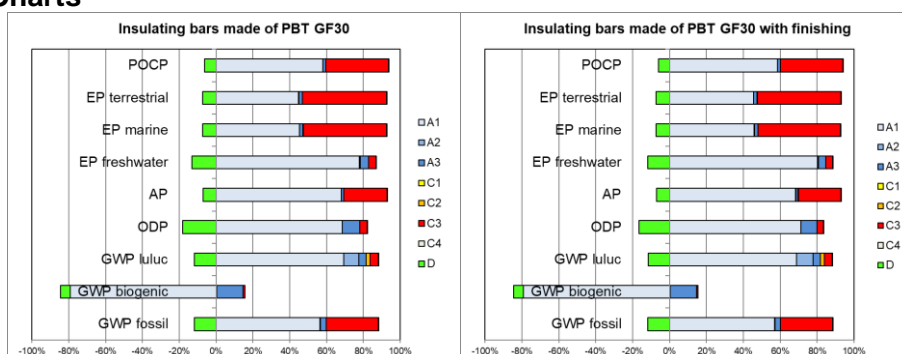


Figure 2: Percentage of the modules in selected environmental impact categories

Report

The LCA report underlying this EPD was developed according to the requirements of DIN EN ISO 14040 and DIN EN ISO 14044 as well as DIN EN 15804 and DIN EN ISO 14025. It is not addressed to third parties for reasons of confidentiality. It is deposited with the ift Rosenheim. The results and conclusions reported to the target group are complete, correct, without bias and transparent. The results of the study are not designed to be used for comparative statements intended for publication.



Product group: Insulating profiles

**Critical review**

The critical review of the LCA and the report took place in the course of verification of the EPD and was carried out by Susanne Volz, an external verifier.

**7 General information regarding the EPD**

**Comparability**

This EPD was prepared in accordance with DIN EN 15804 and is therefore only comparable to those EPDs that also comply with the requirements set out in DIN EN 15804.  
 Any comparison must refer to the building context and the same boundary conditions of the various life cycle stages.  
 For comparing EPDs of construction products, the rules set out in DIN EN 15804 (Clause 5.3) apply.

The detailed individual results of the products were summarised on the basis of conservative assumptions and differ from the average results. Identification of the product groups and the resulting variations are documented in the background report.

**Communication**

The communications format of this EPD meets the requirements of EN 15942:2012 and is therefore the basis for B2B communication. Only the nomenclature has been changed according to DIN EN 15804.

**Verification**

Verification of the Environmental Product Declaration is documented in accordance with the ift "Richtlinie zur Erstellung von Typ III Umweltproduktdeklarationen" (Guidance on preparing Type III Environmental Product Declarations) in accordance with the requirements set out in DIN EN ISO 14025.

The Declaration is based on the PCR-Documents "PCR Part A" PCR-A-0.3:2018, "Semifinished products" PCR HZ-2.2:2018.

The European standard EN 15804 serves as the core PCR <sup>a)</sup>
Independent verification of the Declaration and statement according to EN ISO 14025:2010 <input type="checkbox"/> internal <input checked="" type="checkbox"/> external
Independent third party verifier: <sup>b)</sup> [Susanne, Volz]
<sup>a)</sup> Product category rules <sup>b)</sup> Optional for business-to-business communication Mandatory for business-to-consumer communication (see EN ISO 14025:2010, 9.4)

**Revisions of this document**

No.	Date	Note:	Practitioner of the LCA	Verifier
1	31.03.2023	External Verification	Seehauser	Volz
2				
3				

## 8 Bibliography

1. **Research project.** "EPDs für transparente Bauelemente" (EPDs for transparent building components) - Final report. Rosenheim : ift Rosenheim GmbH, 2011. SF-10.08.18.7-09.21/II 3-F20-09-1-067.
2. **PCR Part A.** Product category rules for environmental product declarations as per EN ISO 14025 and EN 15804. Rosenheim : ift Rosenheim, 2018.
3. **ift-Guideline NA-01/3.** Allgemeiner Leitfaden zur Erstellung von Typ III Umweltproduktdeklarationen (Guidance on preparing Type III Environmental Product Declarations) Rosenheim : ift Rosenheim GmbH, 2015.
4. **Klöpffer, W und Grahl, B.** Ökobilanzen (LCA). Weinheim: Wiley-VCH-Verlag, 2009.
5. **Hütter, A.** Verkehr auf einen Blick. (Transport at a glance). Wiesbaden : Federal Statistical Office, 2013
6. **Eyerer, P. und Reinhardt, H.-W.** Ökologische Bilanzierung von Baustoffen und Gebäuden - Wege zu einer ganzheitlichen Bilanzierung. (LCA of building materials and buildings - Routes to integrated LCA). Basel: Birkhäuser Verlag, 2000.
7. **Gefahrstoffverordnung – GefStoffV (Hazardous substances regulation)** Verordnung zum Schutz vor Gefahrstoffen (Regulation on protection against hazardous substances), Berlin : BGBl. (Federal Gazette) I S. 3758, 2017.
8. **Chemikalien-Verbotsverordnung – ChemVerbotsV (Chemicals Prohibition Regulation)** Verordnung über Verbote und Beschränkungen des Inverkehrbringens gefährlicher Stoffe, Zubereitungen und Erzeugnisse Chemikaliengesetz (Regulation on bans and restrictions of the placing on the market of hazardous substances, formulations and products covered by the Chemicals Law), Berlin : BGBl. (Federal Gazette) I S. 1328, 2017.
9. **DIN EN ISO 14040:2018-05.** Environmental management - Life cycle assessment - Principles and framework. Berlin : Beuth Verlag GmbH, 2018.
10. **DIN EN ISO 14044:2006-10.** Environmental management - Life cycle assessment - Requirements and guidelines.. Berlin : Beuth Verlag GmbH, 2006.
11. **EN ISO 14025:2011-10.** Umweltkennzeichnungen und -deklarationen Typ III Umweltdeklarationen - Grundsätze und Verfahren.(Environmental labels and declarations - Type III environmental declarations - Principles and procedures) Berlin : Beuth Verlag GmbH, 2011.
12. **OENORM S 5200:2009-04-01** Radioactivity in construction materials. Berlin : Beuth Verlag GmbH, 2009.
13. **PCR Part B - Partition walls** Product category rules for environmental product declarations as per EN ISO 14025 and EN 15804 Rosenheim : ift Rosenheim, 2018.
14. **PCR Part B - System floors** Product category rules for environmental product declarations as per EN ISO 14025 and EN 15804 Rosenheim : ift Rosenheim, 2018.
15. **PCR Part B - Technical parts** Product category rules for environmental product declarations as per EN ISO 14025 and EN 15804 Rosenheim : ift Rosenheim, 2018.
16. **PCR Part B - Components for smoke and heat control systems.** Product category rules for environmental product declarations as per EN ISO 14025 and EN 15804 Rosenheim : ift Rosenheim, 2018.
17. **PCR Part B - Drive units for doors.** Product category rules for environmental product declarations as per EN ISO 14025 and EN 15804 Rosenheim : ift Rosenheim, 2018.
18. **PCR Part B - Drive units for windows and doors.** Product category rules for environmental product declarations as per EN ISO 14025 and EN 15804 Rosenheim : ift Rosenheim, 2018.
19. **PCR Part B - Wall connection / Sealing systems** Product category rules for environmental product declarations as per EN ISO 14025 and EN 15804 Rosenheim : ift Rosenheim, 2018.
20. **PCR Part B - Surface coatings** Product category rules for environmental product declarations as per EN ISO 14025 and EN 15804 Rosenheim : ift Rosenheim, 2018.
21. **PCR Part B - Reinforcing steel** Product category rules for environmental product declarations as per EN ISO 14025 and EN 15804 Rosenheim : ift Rosenheim, 2018.
22. **PCR Part B - Seals/Gaskets** Product category rules for environmental product declarations as per EN ISO 14025 and EN 15804 Rosenheim : ift Rosenheim, 2018.
23. **PCR Part B - Façades and roofs made of glass and plastic.** Product category rules for environmental product declarations as per EN ISO 14025 and EN 15804 Rosenheim : ift Rosenheim, 2018.
24. **PCR Part B - Windows, flat roof windows, skylights and continuous roof lights.** Product category rules for environmental product declarations as per EN ISO 14025 and EN 15804 Rosenheim : ift Rosenheim, 2018.
25. **PCR Part B - Semifinished products.** Product category rules for environmental product declarations as per EN ISO 14025 and EN 15804 Rosenheim : ift Rosenheim, 2018.
26. **PCR Part B - Internal and external solar shading devices (including blackout systems).** Product category rules for environmental product declarations as per EN ISO 14025 and EN 15804 Rosenheim : ift Rosenheim, 2018.
27. **PCR Part B - Metal ceilings.** Product category rules for environmental product declarations as per EN ISO 14025 and EN 15804 Rosenheim : ift Rosenheim, 2018.
28. **PCR Part B - Products for passive technical fire safety.** Product category rules for environmental product declarations as per EN ISO 14025 and EN 15804 Rosenheim : ift Rosenheim, 2018.
29. **PCR Part B - Profiles for windows, doors and façades-** Product category rules for environmental product declarations as per EN ISO 14025 and EN 15804 Rosenheim : ift Rosenheim, 2018.
30. **PCR Part B - Locks and hardware.** Product category rules for environmental product declarations as per EN ISO 14025 and EN 15804 Rosenheim : ift Rosenheim, 2018.
31. **PCR Part B - Dry fill.** Product category rules for environmental product declarations as per EN ISO 14025 and EN 15804 Rosenheim : ift Rosenheim, 2018.
32. **PCR Part B - Doors.** Product category rules for environmental product declarations as per EN ISO 14025 and EN 15804 Rosenheim : ift Rosenheim, 2018.
33. **PCR Part B - Loading systems.** Product category rules for environmental product declarations as per EN ISO 14025 and EN 15804 Rosenheim : ift Rosenheim, 2018.
34. **PCR Part B - Steel sheet profiles.** Product category rules for environmental product declarations as per EN ISO 14025 and EN 15804 Rosenheim : ift Rosenheim, 2017.
35. **PCR Part B - Flat glass in building.** Product category rules for environmental product declarations as per EN ISO 14025 and EN 15804 Rosenheim : ift Rosenheim, 2016.
36. **PCR Part B - Routing systems for cables and lines.** Product category rules for environmental product declarations

## Product group: Insulating profiles

as per EN ISO 14025 and EN 15804 Rosenheim : ift Rosenheim, 2016.

37. **EN 15942:2012-01.** Sustainability of construction works - Environmental product declarations - Communication format business-to-business. Berlin : Beuth Verlag GmbH, 2012.

38. **EN 15804:2012+A1:2013.** Sustainability of construction works - Environmental product declarations - Rules for the product categories. Berlin : Beuth Verlag GmbH, 2013.

39. **RAL-Gütegemeinschaft Fenster und Haustüren e.V.; ift Institut für Fenstertechnik (Quality Assurance Association Windows and Doors).** Leitfaden zur Planung und Ausführung der Montage von Fenstern und Haustüren (Guide on planning and implementing the installation of windows and external pedestrian doorsets). Frankfurt: RAL-Gütegemeinschaft Fenster und Haustüren e.V. (Quality Assurance Association Windows and Doors ), 2014

40. **Bundesministerium für Umwelt, Naturschutz, Bau und Reaktorsicherheit (Federal Ministry for the Environment, Nature Conservation and Nuclear Safety) Berlin,** Leitfaden Nachhaltiges Bauen (Guidance on Sustainable Building) Berlin: s.n., 2016.

41. **DIN EN 13501-1:2010-01.** Fire classification of construction products and building elements - Part 1: Classification using test data from reaction to fire tests Berlin : Beuth Verlag GmbH, 2010.

42. **DIN ISO 16000-6:2012-11.** Indoor air - Part 6: Determination of volatile organic compounds in indoor and test chamber air by active sampling on TENAX TA®, thermal desorption and gas chromatography using MS/FID. Berlin : Beuth Verlag GmbH, 2012.

43. **ISO 21930:2017-07.** Sustainability in building construction - Environmental declaration of building products Berlin : Beuth Verlag, 2017.

44. **Bundesimmissionsschutzgesetz – BImSchG (Federal Immission Law)** Gesetz zum Schutz vor schädlichen Umwelteinwirkungen durch Luftverunreinigungen, Geräusche, Erschütterungen und ähnlichen Vorgängen (Law on harmful environmental impacts by air contamination, noise, vibrations and similar processes. Berlin : BGBl. (Federal Gazette) I S. 3830, 2017.

45. **Chemikaliengesetz – ChemG (Chemicals Act)** Gesetz zum Schutz vor gefährlichen Stoffen - Unterteilt sich in Chemikaliengesetz und eine Reihe von Verordnungen; hier relevant (Law on protection against hazardous substances - Subdivided into Chemicals Law and a series of regulations; of relevance here): Gesetz zum Schutz vor gefährlichen Stoffen (Law on protection against hazardous substances) Berlin : BGBl. (Federal Gazette) I S. 1146, 2017.

46. **IKP Universität Stuttgart and PE Europe GmbH GaBi 8:** Software and database for LCA. Leinfelden-Echterdingen: s.n, 2017

47. **DIN EN 16034:2014-12** Pedestrian doorsets, industrial, commercial, garage doors and openable windows - Product standard, performance characteristics - Fire resistance and/or smoke control characteristics. Berlin : Beuth Verlag GmbH, 2014.

48. **prEN 17213:2018-01.** Windows and doors - Environmental product declarations - Product category rules for windows and doors. Berlin : Beuth Verlag GmbH, 2018.

49. **DIN EN 14351-2:2019-01.** Windows and doors - Product standard, performance characteristics - Part 2: Internal pedestrian doorsets without resistance to fire/or smoke leakage characteristics. Berlin : Beuth Verlag GmbH, 2019.

50. **DIN EN 14351-1:2016-12.** Windows and doors – Product standard, performance characteristics – Part 1: Windows and external pedestrian doors without resistance to fire and/or smoke leakage characteristics. Berlin : Beuth Verlag GmbH, 2016.

51. **DIN EN ISO 12457 - Part-1-4:2003-01.** Characterization of waste - Leaching; Compliance test for leaching of granular waste materials and sludges - Part 1-4: Berlin : Beuth Verlag GmbH, 2003.

52. **DIN EN ISO 16000-9:2008-04.** Indoor air - Part 9: Determination of the emission of volatile organic compounds from building products and furnishing - Emission test chamber method Berlin : Beuth Verlag GmbH, 2008.

53. **DIN EN ISO 16000-11:2006-06.** Indoor air - Part 11: Determination of the emission of volatile organic compounds from building products and furnishing- Sampling, storage of samples and preparation of test specimens. Berlin : Beuth Verlag GmbH, 2006.

54. **DIN EN 12457 - Part-1-4:2003-01.** Characterization of waste - Leaching; Compliance test for leaching of granular waste materials and sludges - Part 1-4: Berlin : Beuth Verlag GmbH, 2003.

55. **EN ISO 16000-11:2006-06.** Indoor air - Part 11: Determination of the emission of volatile organic compounds from building products and furnishing- Sampling, storage of samples and preparation of test specimens. Berlin : Beuth Verlag GmbH, 2006.

56. **EN ISO 16000-9:2006-08.** Indoor air - Part 9: Determination of the emission of volatile organic compounds from building products and furnishing - Emission test chamber method Berlin : Beuth Verlag GmbH, 2006.



## 9 Annex

### Description of life cycle scenarios for Insulating bar made of PBT GF30

Product stage			Con- struction phase		Use stage							End-of-life stage				Benefits and loads from beyond the system boundaries
A1	A2	A3	A4	A5	B1	B2	B3	B4	B5	B6	B7	C1	C2	C3	C4	D
Raw material supply	Transport	Manufacture	Transport	Construction/installation process	Use	Maintenance	Repair	Replacement	Modification/refurbishment	Operational energy use	Operational water use	Deconstruction	Transport	Waste processing	Disposal	Re-use Recovery Recycling potential
✓	✓	✓	—	—	—	—	—	—	—	—	—	✓	✓	✓	✓	✓

Note: The standard scenarios selected are presented in bold type. They were also used for calculating the indicators in the summary table.

- ✓ Included in the LCA
- Not included in the LCA





Product group: Insulating profiles

<b>C1 Deconstruction</b>		
<b>No.</b>	<b>Scenario</b>	<b>Description</b>
<b>C1</b>	<b>Deconstruction</b>	<p>as per EN 17213:</p> <p><b>Metal windows:</b>                      95% deconstruction non-glass shares                      30% deconstruction glass</p> <p><b>Further deconstruction rates are possible, give adequate reasons.</b></p>
<p>No relevant inputs or outputs apply to the scenario selected. The energy consumed for deconstruction is negligible. Any arising consumption is marginal.</p> <p>In case of deviating consumption the removal of the products forms part of the site management and is covered at the building level.</p>		
<b>C2 Transport</b>		
<b>No.</b>	<b>Scenario</b>	<b>Description</b>
<b>C2</b>	<b>Transport</b>	<p>Transport to collection point using 40 t truck (Euro 0-6 mix), diesel, 27 t payload, 80% capacity used, 50 km</p>
<p>Since only one scenario is used, the results are shown in the summary table.</p>		
<b>C3 Waste management</b>		
<b>No.</b>	<b>Scenario</b>	<b>Description</b>
<b>C3</b>	<b>Disposal</b>	<p>Share for recirculation of materials as per EN 17213 (see C1), of which:                      plastics 100% thermal recycling</p>
<p>As the products are placed on the European market, the disposal scenario is based on average European data sets.</p> <p>The below table presents the disposal processes and their percentage by mass/weight. The calculation is based on the above mentioned shares in percent related to the declared unit of the product system.</p>		
<b>C3 Disposal</b>	<b>Unit</b>	<b>C3</b>
Collection process, collected separately	kg	0.95
Collection process, collected as mixed construction waste	kg	0.05
Recovery system, for re-use	kg	0
Recovery system, for recycling	kg	0
Recovery system, for energy recovery	kg	0.95
Disposal	kg	0.05
<p>The alternative disposal routes (100% material recycling / 100% disposal (landfilling)) are presented in the LCA report and are available upon request. The standard disposal route corresponds to the 100% thermal recycling scenario</p>		



<b>C4 Disposal</b>		
<b>No.</b>	<b>Scenario</b>	<b>Description</b>
<b>C4</b>	<b>Disposal (standard scenario)</b>	<b>The non-recordable amounts and losses within the re-use/recycling chain (C3) are modelled as “disposed” (EU-28).</b>
<p>The consumption in scenario C4 results from physical pre-treatment, waste recycling and management of the disposal site. The benefits obtained here from the substitution of primary material production are allocated to Module D, e.g. electricity and heat from waste incineration.</p>		
<b>D Benefits and loads from beyond the system boundaries</b>		
<b>No.</b>	<b>Scenario</b>	<b>Description</b>
<b>D</b>	<b>Recycling potential</b>	<b>Benefits from waste incineration: electricity replaces electricity mix (EU) or (DE); thermal energy replaces thermal energy from natural gas (EU) or (DE)</b>
<p>The values in Module D result from recycling of the production waste in Module A3 and from disposal at the end of service life.</p> <p>Since only one scenario is used, the results are shown in the summary table.</p>		



## **Imprint**

### **Practitioner of the LCA**

ift Rosenheim GmbH  
Theodor-Gietl-Straße 7-9  
D-83026 Rosenheim

### **Programme operator**

ift Rosenheim GmbH  
Theodor-Gietl-Str. 7-9  
D-83026 Rosenheim  
Phone: +49 80 31/261-0  
Fax: +49 80 31/261 290  
Email: [info@ift-rosenheim.de](mailto:info@ift-rosenheim.de)  
[www.ift-rosenheim.de](http://www.ift-rosenheim.de)

### **Declaration holder**

Technoform Bautech Kunststoffprodukte GmbH  
Hannoversche Straße 2  
34134 Kassel, Germany

### **Notes**

This EPD is mainly based on the work and findings of the Institut für Fenstertechnik e.V., Rosenheim (ift Rosenheim) and specifically on the ift-Richtlinie NA-01/3 Allgemeiner Leitfaden zur Erstellung von Typ III Umweltproduktdeklarationen. (Guideline NA.01/3 - Guidance on preparing Type III Environmental Product Declarations)  
The publication and all its parts are protected by copyright. Any utilisation outside the confined limits of the copyright provisions is not permitted without the consent of the publishers and is punishable. In particular, this applies to any form of reproduction, translations, storage on microfilm and the storage and processing in electronic systems.

### **Layout**

ift Rosenheim GmbH – 2021

### **Photographs (front page)**

Technoform Bautech Kunststoffprodukte GmbH

© ift Rosenheim, 2023



ift Rosenheim GmbH  
Theodor-Gietl-Str. 7-9  
D-83026 Rosenheim  
Phone: +49 (0) 80 31/261-0  
Fax: +49 (0) 80 31/261-290  
Email: [info@ift-rosenheim.de](mailto:info@ift-rosenheim.de)  
[www.ift-rosenheim.de](http://www.ift-rosenheim.de)